

**Serie | 8, Built-in freezer, 177.2 x 55.8 cm, soft close flat hinge
GIN81HCE0G**



The NoFrost freezer with electronic temperature control: set the target temperature precisely and easily.

- **VarioZone:** more flexibility due to variable-use glass shelves and drawers in the freezer compartment.
- **Home Connect:** home appliances with smart connectivity for an easier everyday life.
- **Automatic super freezing:** for freezing smaller food loads faster whilst protecting your frozen items from defrosting, thanks to the detection of temperature increase
- **NoFrost:** never defrost again, thanks to perfect protection from ice formation - that saves time and effort.
- **BigBox frozen food drawer:** for stacking storage containers or for large frozen food items.

Technical Data

Energy Efficiency Class: E

Average annual energy consumption in kilowatt hour per year (kWh/a): 235 kWh/annum

Sum of volume of frozen compartments: 212 l

Airborne acoustical noise emissions : 35 dB(A) re 1 pW

Airborne acoustical noise emission class: B

Thermometer freeze section: Digital

Light: No

Product category: Upright freezer

Construction type: Built-in

Door panel options: Not possible

Frost free system: Fridge and freezer

Height of the product: 1772 mm

Width of the appliance: 558 mm

Depth of the product: 545 mm

Dimensions of the packed product (HxWxD): 1840 x 640 x 610 mm

Net weight: 65.576 kg

Gross weight: 70.8 kg

Connection rating: 120 W

Fuse protection: 13 A

Frequency: 50 Hz

Approval certificates: CE, VDE

Length of electrical supply cord: 230 cm

Door hinge: Left reversible

Storage Period in Event of Power Failure (h): 9 h

Warning signal / malfunction: visual and audible

Lockable door: No

Number of drawers/baskets (Stck): 5

Number of freezing flaps (Stck): 2

EAN code: 4242005225699

Brand: Bosch

Product name / Commercial code: GIN81HCE0G

Product category: Upright freezer



4 242005 225699

**Serie | 8, Built-in freezer, 177.2 x 55.8 cm,
soft close flat hinge
GIN81HCE0G**

**The NoFrost freezer with electronic
temperature control: set the target
temperature precisely and easily.**

- GIN81HCE0G
- No Frost, Built-in tall freezer
- Fixed hinge

Design features

- No Frost, never have to defrost ever again
- Home Connect: Remote Monitoring and Control
- Fixed hinge
- LED Electronic control
- 1 compressor/1 cooling circuit
- SuperFreeze function with automatic deactivation
- FreshSense - Constant temperature control by intelligent sensor technology
- Freezer malfunction warning signal: optical, acoustical

Freezer Section

- 2 freezer flaps with glass shelves
- 5 transparent freezer drawers, 2 BigBox

Technical Information

- Door left hinged, door reversible
- Connection value 120 W
- 220 - 240 V

Dimension and installation

- Niche Dimensions: 177.5 cm H x 56 cm W x 55 cm D
- Dimensions: 177.2 cm H x 55.8 cm W x 54.5 cm D

Accessories

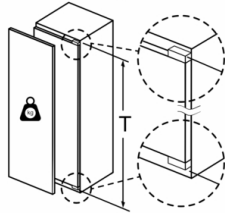
- ice cube tray

Performance and Consumption

- Based on the results of the standard 24-hour test. Actual consumption depends on usage/position of the appliance.
- EU19_EEK_D: E
- Total Volume : 212 l
- Freezing capacity 24h : 14 kg
- Annual Energy Consumption: 235 kWh/a
- Climate Class: SN-T
- Noise Level : 35 dB , EU19_Noise emission class_D: B
- Temperature rise time : EU19_Temperature rise time_D: 9 H

Serie | 8, Built-in freezer, 177.2 x 55.8 cm, soft close flat hinge GIN81HCE0G

Maximal permissible weight of the unit fronts

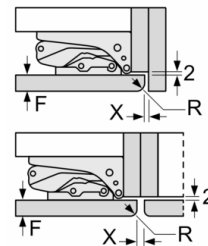


Fitted kitchen unit doors that exceed the permissible weight may cause damage and result in functional impairment of the hinges.

T: Includes height of appliance door	undamped hinge,	damped hinge,
Hinges in mm:	Door in kg:	Door in kg:
1500-1750	22	22

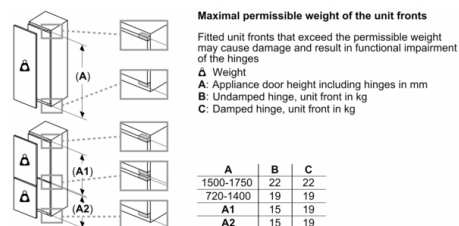
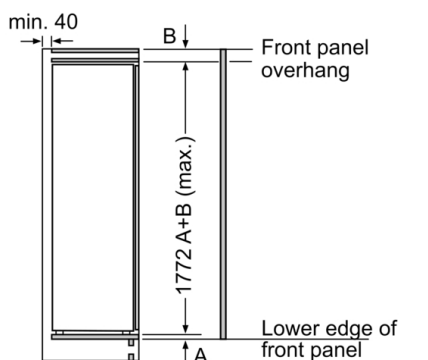
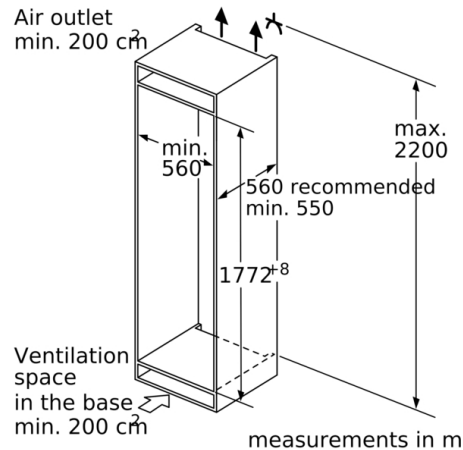
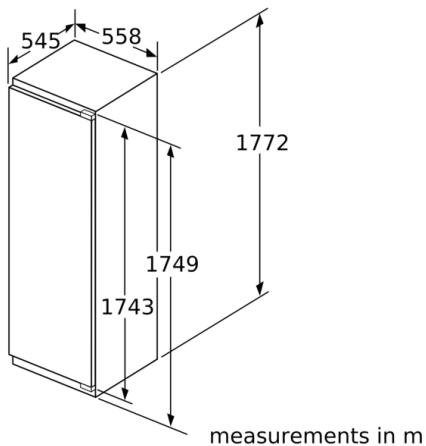
measurements in mm

Recommended gap dimensions for flat hinges



F	R	X
16-19	0-3	2.5
20	0-1	3
	2-3	2.5
21	0-1	3
	2-3	2.5
22	0	4
	1	3.5
	2-3	3

The gap dimensions recommended in the table must be adhered to in order to ensure that appliance doors do not collide with anything when they are opened, and to avoid causing damage to kitchen units.



Maximal permissible weight of the unit fronts

Fitted unit fronts that exceed the permissible weight may cause damage and result in functional impairment of the hinges

Δ Weight
A: Appliance door height including hinges in mm
B: Undamped hinge, unit front in kg
C: Damped hinge, unit front in kg

A	B	C
1500-1750	22	22
720-1400	19	19
A1	15	19
A2	15	19

**Serie | 8, Built-in freezer, 177.2 x 55.8 cm,
soft close flat hinge
GIN81HCE0G**

