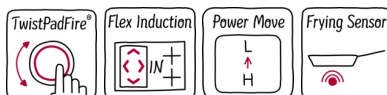



N 90, Induction hob, 90 cm, Black
T59TS61N0



COOKING PASSION SINCE 1877



FlexInduction Hob with TwistPad control.

- ✓ TwistPadFire® – our removable, magnetic, illuminated control dial that gives you precise control over all cooking zones.
- ✓ Flex Induction – Your hob detects and heats your individual cookware.
- ✓ Power Move – Just slide your cookware to adjust the temperature.
- ✓ Frying Sensor – Monitors the temperature to prevent scorching.
- ✓ Power Boost – An extra surge of heat when you need fast results.

Features

Technical Data

Product name/family : Cooking zone ceramic
Construction type : Built-in
Energy input : Electric
Total number of positions that can be used at the same time : 5
Required niche size for installation (HxWxD) : 51 x 880-880 x 490-500 mm
Width of the appliance : 918 mm
Dimensions : 51 x 918 x 546 mm
Dimensions of the packed product (HxWxD) : 126 x 1073 x 603 mm
Net weight : 21.493 kg
Gross weight : 23.2 kg
Residual heat indicator : Separate
Location of control panel : Hob front
Basic surface material : Ceramic
Color of surface : Black, Stainless steel
Color of frame : Stainless steel
Approval certificates : AENOR, CE
Length of electrical supply cord : 110 cm
EAN code : 4242004189374
Electrical connection rating : 11100 W
Voltage : 220-240 V
Frequency : 50; 60 Hz

Optional accessories

Z9410X1	Stainless Steel roaster with glas lid
Z9415X1	Steaming Rack for Stainless Steel roaste
Z9416X2	Griddle Plate
Z9417X2	Teppan Yaki (large)
Z943SE0	Set of 2 pots and 1 pan
Z9914X0	Connecting strip



4 242004 189374

N 90, Induction hob, 90 cm, Black

T59TS61N0



COOKING PASSION SINCE 1877

Features

Design

- Ceramic glass on stainless steel trim
- 90 cm: space for 5 pots or pans.

Flexibility of cooking zones

- 3 Flex Induction zones: use cookware of any shape or size anywhere within the 40cm long zone.
- Cooking zone front left: 240 mm, 200 mm, 2.2 KW (max. power 3.7 KW)
- Cooking zone rear left: 240 mm, 200 mm, 2.2 KW (max. power 3.7 KW)
- Cooking zone middle: 300 mm, 240 mm, 2.6 KW (max. power 3.7 KW)
- Cooking zone rear right: 240 mm, 200 mm, 2.2 KW (max power 3.7 KW)
- Cooking zone front right: 240 mm, 200 mm, 2.2 KW (max. power 3.7 KW)

Usage convenience

- TwistPad® Fire: directly control the power with the illuminated and removable magnetic dial.
- Variable 17-stage power settings for each zone: precisely adapt the heat with 17 power levels (9 main levels and 8 intermediate levels).
- Keep warm function: keep dishes warm at preset low power level.
- Timer with automatic shut off for all zones
: switches off the cooking zone at the end of the time set (e.g. for boiled eggs).
- LED timer for each zone with switch off function and acoustic signal
: an alarm sounds at the end of the time set (e.g. for pasta).
- Count up timer
: shows how much time has passed since starting the timer (e.g. for potatoes).

Time saving & efficiency

- Power Boost function for all zones
: boil water faster thanks to 50% more energy than at the highest standard level.
- PanBoost: heat up pans faster than at the highest standard level while protecting the pan coating.
- PowerMove with 3 levels: increase or decrease the power level simply by moving the pot forwards or backwards.
- QuickStart function: when switching on, the hob automatically selects the cooking zone with cookware (when placed on a zone whilst the hob is off).
- ReStart function: in case of unintentional switch-off, this feature restores all previous settings by switching on the hob again within 4 seconds.

Cooking assistance

- 5 frying levels: prevents overcooking with the automatic temperature regulation of the integrated sensor.

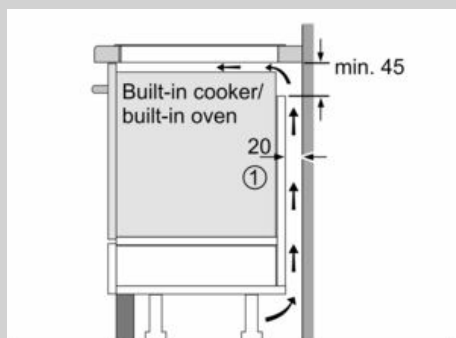
Safety

- 2 stage residual heat indicators: indicates which cooking zones are still hot or warm.
- Control panel lock: prevent unintended activation of the hob.
- Control panel suspension: wipe overboiled liquids without unintentionally changing settings (blocking all touch buttons for 30 seconds).
- Main switch: switch off all cooking zones at the touch of a button.
- Safety cut out facility: for safety reasons, heating stops after a preset time if not used (possible to customise).
- Energy consumption display: shows the electricity consumption of the last cooking process.

Installation

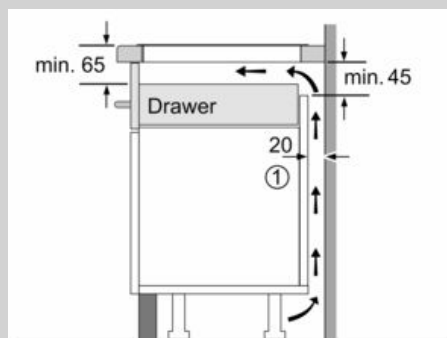
- Dimensions of the product (HxWxD mm): 51 x 918 x 546
- Required niche size for installation (HxWxD mm) : 51 x 880 x (490 - 500)
- Min. worktop thickness: 16 mm
- Connected load: 11.1 KW
- 4.6kW power output (20A); current management options for 16A, 13A or 10A connection: limit the maximum power if needed (depends on fuse protection of electric installation).
- Power cord: 1.1 m, Cable included in packaging

Dimensioned drawings



①
Ventilation gap must
be present

All measurements in mm



①
Ventilation gap must
be present.

Measurements in mm

